


NEW!

AquaSense®

For a safer bathroom

Curved Shower Rod



Easy to clean



Corrosion resistant



Hardware included

Up to 25% more room!

NEW!

AquaSense®

For a safer bathroom

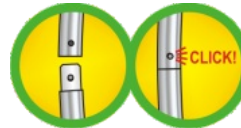
Curved Shower Rod

Provides up to 25% more elbow room than a standard straight shower rod!

- Attractive, rust-resistant stainless steel.
- 60" (152 cm) long, fits standard tub enclosures.
- Provides added comfort when using bath seating.
- Mounting flange and installation hardware included.
- Easy to assemble with clear, full-color illustrated instructions!




Corrosion resistant



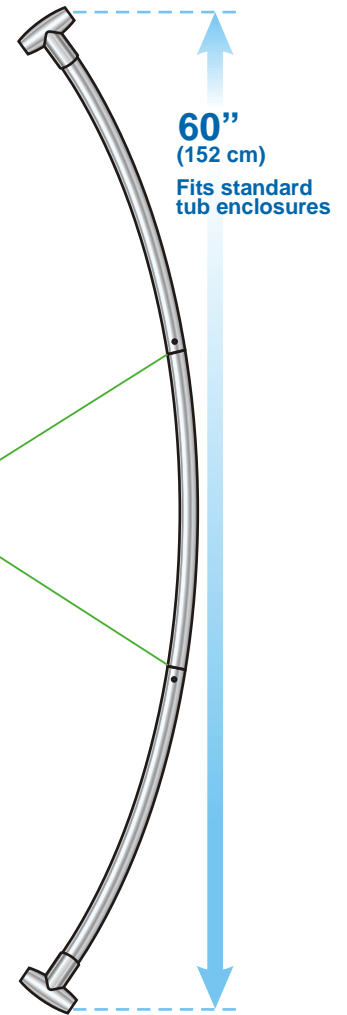
Easy to assemble



Hardware included



Easy to clean



AMG No.	Description	Retail Packaging Dimensions	Case UPC*
785-700	Curved Shower Rod	4.5" x 2.75" x 20.8" (11.4 cm x 7 cm x 53 cm)	

*Master cases of 6, approx: 9.25" x 8.5" x 21.1" (23.5 cm x 21.6 cm x 53.8 cm)



The new AquaSense® Curved Shower Rod comes in an eye-catching retail box featuring 2 display options.

To learn more about the AquaSense® Curved Shower Rod or any other AquaSense product, contact your AMG representative, call 1-800-363-2381 or visit www.myAquaSense.com



AMG Medical Inc.
Montreal, QC H4T 1V5
www.amgmedical.com

REV 1 1209